


SHANYAO[®]
I L L U M I N A

SMERIGLIO LED

LED RETRO GLASS BULBS
LAMPADINE IN VETRO



Led retro-style glass bulbs

Oliva C37
Sfera A60
Fiamma C37F
Sfera G45
Globo G95
Globo G125

LED BULBS

SMERIGLIO RETRO GLASS BULBS



C37 OLIVA SMERIGLIO LAMPADA IN VETRO



Codice	Consumo	Resa	Lumen	Volts	CRI	PF	Standard	Misuremm.	Angololuce
SME14C37	4,5W	40W	482lm	165/265V	>80	>0.6	attacco E14	37x99	360°

NO FLICKERING
Nessun tremolio nelle fotocamere

482 LUMEN


CONSUMO **4,5W** / RESA **40W**

new

Luce calda	3000K	5449
Luce Naturale	4000K	5450
Luce Fredda	6400K	5451

LUCE 360°
HIGH POWER
CLASSIC
INNOVATIVE





follow
f t @

**C37F FIAMMA
COLPODIVENTO
SMERIGLIO
LAMPADA IN VETRO**



Codice	Consumo	Resa	Lumen	Volts	CRI	PF	Standard	Misuremm.	Angololuca
SME14C37F	4,5W	40W	482lm	165/265V	>80	>0.6	attacco E14	37x128	360°

NO FLICKERING
Nessun tremolio nelle fotocamere

482 LUMEN

CONSUMO **4,5W** RESA **40W** **new**

Luce calda 3000K 5452
Luce Naturale 4000K 5453
Luce Fredda 6400K 5454

**LUCE 360°
HIGH POWER
CLASSIC
INNOVATIVE**

- VETRO OPALE
- ANGOLO LUCE 360°
- CE
- ROHS
- LED
- 100% - < 0,5 sec
- NON DIMMERABILE
- NO USO ESTERNO
- LUMEN WATT **110 HIGH LUMEN**
- LUCE360°
- ON OFF »15.000x
- GARANZIA 2 ANNI
- UV STOP
- NON CONTIENE MERCURIO



A60 SFERA
SMERIGLIO
LAMPADA IN VETRO

follow
f t @

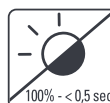
Codice	Consumo	Resa	Lumen	Volts	CRI	PF	Standard	Misuremm.	Angololuca
SME27A60	9W	65W	1045lm	165/265V	>80	>0.6	attacco E27	60X110	360°

NO FLICKERING
Nessun tremolio nelle fotocamere

1045 LUMEN

CONSUMO	RESA	
9W	65W	
new		

Luce calda	3000K	5464
Luce Naturale	4000K	5465
Luce Fredda	6400K	5466



LUCE 360°
HIGH POWER
CLASSIC
INNOVATIVE





G45 SFERA
SMERIGLIO
LAMPADA IN VETRO

follow
f t @



Codice	Consumo	Resa	Lumen	Volts	CRI	PF	Standard	Misuremm.	Angololuca
SME14G45	4,5W	40W	482lm	165/265V	>80	>0.6	attacco E14	45x85	360°

NO FLICKERING
Nessun tremolio nelle fotocamere

482 LUMEN

CONSUMO **4,5W** / RESA **40W** new

Luce calda 3000K 5455
Luce Naturale 4000K 5456
Luce Fredda 6400K 5457

LUCE 360°
HIGH POWER
CLASSIC
INNOVATIVE

VETRO
OPALE

ANGOLO LUCE
360°

NON
DIMMERABILE

NO USO
ESTERNO

LUMEN
WATT
110
HIGH
LUMEN

ON OFF
»15.000x

2
YEAR
WARRANTY
GARANZIA
2 ANNI

UV STOP

NON CONTIENE
MERCURIO



G45 SFERA
SMERIGLIO
LAMPADA IN VETRO

follow
f t @

Codice	Consumo	Resa	Lumen	Volts	CRI	PF	Standard	Misuremm.	Angololuca
SME27G45	4,5W	40W	482lm	165/265V	>80	>0.6	attacco E27	45x85	360°

NO FLICKERING
Nessun tremolio nelle fotocamere

482 LUMEN

CONSUMO **4,5W** RESA **40W** **new**

Luce calda 3000K 5458
Luce Naturale 4000K 5459
Luce Fredda 6400K 5460

LUCE 360°
HIGH POWER
CLASSIC
INNOVATIVE

- VETRO OPALE
- ANGOLO LUCE 360°
- CE
- ROHS
- LED
- 100% < 0,5 sec
- LUMEN WATT **110 HIGH LUMEN**
- LUCE360°
- ON OFF >15.000x
- 2 YEAR WARRANTY GARANZIA 2 ANNI
- NON DIMMERABILE
- NON USO ESTERNO
- UV STOP
- NON CONTIENE MERCURIO



G95 GLOBO
SMERIGLIO
LAMPADA IN VETRO
CLASSIC
INNOVATIVE



follow
f t @

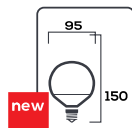


Codice	Consumo	Resa	Lumen	Volts	CRI	PF	Standard	Misuremm.	Angolo luce
SME27G95	9W	40W	1045lm	165/265V	>80	>0.6	attacco E27	95X150	360°

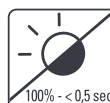
NO FLICKERING
Nessun tremolio nelle fotocamere

1045 LUMEN

CONSUMO **9W** RESA **40W**



Luce calda 3000K 5467
Luce Naturale 4000K 5468
Luce Fredda 6400K 5469



LUCE 360°
HIGH
POWER



LED BULBS

SMERIGLIO RETRO GLASS BULBS



G120 GLOBO

SMERIGLIO

LAMPADA IN VETRO

CLASSIC

INNOVATIVE

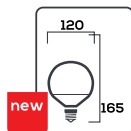


Codice	Consumo	Resa	Lumen	Volts	CRI	PF	Standard	Misuremm.	Angololuce
SME27G125	12W	75W	1284lm	165/265V	>80	>0.6	attacco E27	120X165	360°

NO FLICKERING
Nessun tremolio nelle fotocamere

1284 LUMEN

CONSUMO **12W** / RESA **75W**



Luce calda 3000K 5467
Luce Naturale 4000K 5468
Luce Fredda 6400K 5469

LUCE 360°
HIGH
POWER

